

INDEPENDENT AUDITORS' REPORT

**TO THE BOARD OF DIRECTORS
FIRSTSOURCE SOLUTIONS LIMITED**

Report on the Special Purpose Financial Statements

Opinion

We have audited the accompanying Special Purpose Financial Statements of **KRAMER TECHNOLOGIES LLC** (the 'Company'), which comprise the Balance Sheet as at 31 March 2022, the Statement of Profit and Loss (including Other Comprehensive Income), the Statement of Changes in Equity and the Statement of Cash Flows for the year then ended, and a summary of significant accounting policies and other explanatory information (hereinafter referred to as the 'Special Purpose Financial Statements'). The Special Purpose Financial Statements have been prepared by the Management of the Company to assist Firstsource Solutions Limited, the holding company to comply with the requirements of Section 129(3) of the Companies Act, 2013 (the 'Act').

In our opinion and to the best of our information and according to the explanations given to us, the aforesaid Special Purpose Financial Statements give the information required by the Companies Act, 2013 (the 'Act') in the manner so required and give a true and fair view in conformity with the Indian Accounting Standards prescribed under section 133 of the Act read with the Companies (Indian Accounting Standards) Rules, 2015, as amended, ('Ind AS') and other accounting principles generally accepted in India, of the state of affairs of the Company as at 31 March 2022, of its profit and total comprehensive income, its changes in equity and its cash flows for the year ended on that date.

Basis for Opinion

We conducted our audit of the Special Purpose Financial Statements in accordance with the Standards on Auditing specified under section 143(10) of the Act ('SAs'). Our responsibilities under those Standards are further described in the Auditor's Responsibilities for the Audit of the Special Purpose Financial Statements section of our report. We are independent of the Company in accordance with the Code of Ethics issued by the Institute of Chartered Accountants of India ('ICAI') together with the ethical requirements that are relevant to our audit of the Special Purpose Financial Statements under the provisions of the Act and the Rules made thereunder, and we have fulfilled our other ethical responsibilities in accordance with these requirements and the ICAI's Code of Ethics. We believe that the audit evidence we have obtained is sufficient and appropriate to provide a basis for our opinion on the Special Purpose Financial Statements.

Management's Responsibility for the Special Purpose Financial Statements

The Company's Board of Directors is responsible for the matters stated in section 134(5) of the Act with respect to the preparation of these Special Purpose Financial Statements that give a true and fair view of the financial position, financial performance including other comprehensive income, changes in equity and cash flows of the Company in accordance with Ind AS and other accounting principles generally accepted in India. This responsibility also includes maintenance of adequate

accounting records in accordance with the provisions of the Act for safeguarding the assets of the Company and for preventing and detecting frauds and other irregularities; selection and application of appropriate accounting policies; making judgments and estimates that are reasonable and prudent; and design, implementation and maintenance of adequate internal financial controls, that were operating effectively for ensuring the accuracy and completeness of the accounting records, relevant to the preparation and presentation of the Special Purpose Financial Statements that give a true and fair view and are free from material misstatement, whether due to fraud or error.

In preparing the Special Purpose Financial Statements, Management is responsible for assessing the Company's ability to continue as a going concern, disclosing, as applicable, matters related to going concern and using the going concern basis of accounting unless Management either intends to liquidate the Company or to cease operations, or has no realistic alternative but to do so.

The Board of Directors are also responsible for overseeing the Company's financial reporting process.

Auditor's Responsibilities for the Audit of the Special Purpose Financial Statements

Our objectives are to obtain reasonable assurance about whether the Special Purpose Financial Statements as a whole are free from material misstatement, whether due to fraud or error, and to issue an auditor's report that includes our opinion. Reasonable assurance is a high level of assurance, but is not a guarantee that an audit conducted in accordance with SAs will always detect a material misstatement when it exists. Misstatements can arise from fraud or error and are considered material if, individually or in the aggregate, they could reasonably be expected to influence the economic decisions of users taken on the basis of these Special Purpose Financial Statements.

As part of an audit in accordance with SAs, we exercise professional judgment and maintain professional scepticism throughout the audit. We also:

- Identify and assess the risks of material misstatement of the Special Purpose Financial Statements, whether due to fraud or error, design and perform audit procedures responsive to those risks and obtain audit evidence that is sufficient and appropriate to provide a basis for our opinion. The risk of not detecting a material misstatement resulting from fraud is higher than for one resulting from error, as fraud may involve collusion, forgery, intentional omissions, misrepresentations, or the override of internal control.
- Obtain an understanding of internal financial control relevant to the audit in order to design audit procedures that are appropriate in the circumstances but not for the purpose of expressing an opinion on the effectiveness of the Company's internal control.
- Conclude on the appropriateness of management's use of the going concern basis of accounting and, based on the audit evidence obtained, whether a material uncertainty exists related to events or conditions that may cast significant doubt on the Company's ability to continue as a going concern. If we conclude that a material uncertainty exists, we are required to draw attention in our auditor's report to the related disclosures in the financial statements or, if such disclosures are inadequate, to modify our opinion. Our conclusions are based on the audit evidence obtained up to the date of our auditor's report. However, future events or conditions may cause the Company to cease to continue as a going concern.
- Evaluate the appropriateness of accounting policies used and the reasonableness of accounting estimates and related disclosures made by management.
- Evaluate the overall presentation, structure and content of the Special Purpose Financial Statements, including the disclosures, and whether the Special Purpose Financial Statements represent the underlying transactions and events in a manner that achieves fair presentation.

Materiality is the magnitude of misstatements in the Special Purpose Financial Statements that, individually or in aggregate, makes it probable that the economic decisions of a reasonably knowledgeable user of the Special Purpose Financial Statements may be influenced. We consider quantitative materiality and qualitative factors in (i) planning the scope of our audit work and in evaluating the results of our audit work; and (ii) to evaluate the effect of any identified misstatements in the Special Purpose Financial Statements.


Basis of preparation

We draw attention to Note 1 to the Special Purpose Financial Statements, which describes the basis of preparation of the Special Purpose Financial Statements. Our opinion is not modified in respect of this matter.

Restriction on Distribution and Use

Our report is intended solely for the information and use of the Board of Directors of Firstsource Solutions Limited for compliance with the requirements of Section 129(3) as aforesaid and is not intended to be and should not be used by anyone other than the specified parties.

For **DELOITTE HASKINS & SELLS LLP**
Chartered Accountants
(Firm's Registration No. 117366W / W-100018)



G. K. SUBRAMANIAM
Partner
(Membership No. 109839)
(UDIN: 22109839ALYYIK5124)

Mumbai
30 June 2022

Kramer Technologies LLC

Special Purpose Financial statements
together with the Independent Auditor's Report
as at and for the Year ended 31 March 2022

Kramer Technologies LLC

Special Purpose Financial statements together with the Independent Auditor's Report

as at and for the Year ended 31 March 2022

Contents

Independent auditor's report

Balance sheet

Statement of profit and loss

Statement of changes in equity

Cash flow statement

Notes to the financial statements

Kramer Technologies LLC

Balance sheet

as at 31st March 2022

(Currency: In US Dollar)

	Note	31 March 2022	31 March 2021
ASSETS			
Current assets			
Financial assets			
Trade receivables	3		
Billed		16,004	28,164
Other financial assets	4	16,856,284	16,817,344
Total current assets		16,872,288	16,845,508
Total assets		16,872,288	16,845,508
EQUITY AND LIABILITIES			
Equity			
Equity share capital	5	-	-
Other equity	6	16,782,626	16,725,526
Total equity		16,782,626	16,725,526
LIABILITIES			
Current liabilities			
Financial liabilities			
Other financial liabilities	7	89,662	104,822
Other current liabilities	8	-	15,160
Total current liabilities		89,662	119,982
Total equity and liabilities		16,872,288	16,845,508

Significant accounting policies


The accompanying notes from 1 to 16 are an integral part of these special purpose financial statements.

As per our report of even date attached.

For **DELOITTE HASKINS & SELLS LLP**

Chartered Accountants

Firm's Registration No: 117366W/W-100018



G.K. Subramaniam


Partner

Membership No: 109839

30 June 2022

Mumbai

For and on behalf of the Board of Directors



Vipul Khanna
Director



Randall Shafer
Director

Kramer Technologies LLC

Statement of profit and loss

for the year ended 31 March 2022

(Currency: In US Dollar)

	Note	Year ended 31 March 2022	22 December 2020 to 31 March 2021
INCOME			
Revenue from operations	9	200,482	81,979
Total income		200,482	81,979
EXPENSES			
Employee benefits expenses	10	143,382	43,792
Other expenses	11	-	1,299
Total expenses		143,382	45,091
Profit before tax		57,100	36,888
Tax expense			
Current tax		-	-
Deferred tax		-	-
Profit for the period		57,100	36,888
Other comprehensive income		-	-
Total comprehensive (loss) / income for the period		57,100	36,888
Significant accounting policies	2		


The accompanying notes from 1 to 16 are an integral part of these special purpose financial statements.

As per our report of even date attached.

For DELOITTE HASKINS & SELLS LLP

Chartered Accountants

Firm's Registration No: 117366W/W-100018



G.K. Subramaniam

Partner

Membership No: 109839

30 June 2022

Mumbai

For and on behalf of the Board of Directors



Vipul Khanna

Director



Randall Shafer

Director

Kramer Technologies LLC
Statement of changes in equity
as at and for the year ended 31 March 2022
(Currency: In US Dollar)


Statement of changes in Equity

		Attributable to owners of the Company		
	Equity Share Capital	Reserve and surplus		Total
		Securities premium	Retained earnings	
Balance as at 01 April 2021	-	13,381,570	3,343,956	16,725,526
Profit for the period	-	-	57,100	57,100
Balance as at 31 March 2022	-	13,381,570	3,401,056	16,782,626

		Attributable to owners of the Company		
	Equity Share Capital	Reserve and surplus		Total
		Securities premium	Retained earnings	
Balance as at 22 December 2020	-	13,381,570	3,307,068	16,688,638
Profit for the period	-	-	36,888	36,888
Balance as at 31 March 2021	-	13,381,570	3,343,956	16,725,526


As per our report of even date attached.

For **DELOITTE HASKINS & SELLS LLP**
Chartered Accountants
Firm's Registration No: 117366W/W-100018



G.K. Subramaniam
Partner
Membership No: 109839
30 June 2022
Mumbai

For and on behalf of the Board of Directors



Vipul Khanna
Director



Randall Shafer
Director

Kramer Technologies LLC
Statement of cash flows
for the year ended 31 March 2022
(Currency: In US Dollar)


	Year ended 31 March 2022	22 December 2020 to 31 March 2021
<u>Cash flow from operating activities</u>		
Net Profit before taxation	57,100	36,888
Operating cash flow before changes in working capital	57,100	36,888
Changes in working capital		
Decrease in trade receivables	12,160	1,695
Increase in loans and advances and other assets	(38,940)	(36,613)
Decrease in liabilities and provisions	(30,320)	(1,970)
Net changes in working capital	(57,100)	(36,888)
Income taxes paid	-	-
Net cash generated from / (used in) operating activities (A)	-	-
<u>Cash flow from investing activities</u>		
Net cash generated from / (used in) investing activities (B)	-	-
<u>Cash flow from financing activities</u>		
Net cash generated from / (used in) financing activities (C)	-	-
Net Increase / (decrease) in cash and cash equivalents at the end of the year (A+B+C)	-	-
Cash and cash equivalents at the beginning of the year	-	-
Cash and cash equivalents at the end of the year	-	-

Notes to the cash flow statement

Cash and cash equivalents consist of cash on hand and balances with bank. Cash and cash equivalents included in the cash flow statement comprise the following balance sheet amounts:

	Year ended 31 March 2022	22 December 2020 to 31 March 2021
Balances with banks	-	-
- in current accounts	-	-
Cash and cash equivalents	-	-

As per our report of even date attached.
For DELOITTE HASKINS & SELLS LLP
Chartered Accountants
Firm's Registration No: 117366W/W-100018



G.K. Subramaniam
Partner
Membership No: 109839

Mumbai
30 June 2022

For and on behalf of the Board of Directors



Vipul Khanna
Director



Randall Shafer
Director

Kramer Technologies LLC
Notes to the financial statements

as at and for the period 01 April 2021 to 31 March 2022

(Currency: In US Dollar)

1 Company overview

Kramer Technologies LLC ('the Company') was incorporated under the laws of the State of Delaware on 6 March 2012. The Company is a leading revenue cycle management solutions provider with focus on US Healthcare Providers (Hospitals) and provides Patient Advocacy services and Front-end RCM SaaS platform to address the Patient Responsibility and Self-pay segment. The Company has a strong presence in Texas, Arkansas, Montana and New York. The Company is a wholly owned subsidiary of Firstsource Solutions USA, LLC.

Basis of Preparation and Statement of Compliance

The special purpose financial statements are prepared in accordance with Indian Accounting Standards (Ind AS), under the historical cost convention on the accrual basis except for certain financial instruments which are measured at fair values and the provisions of the Companies Act, 2013 (the 'Act') (to the extend notified). The Ind AS are prescribed under Section 133 of the Act read with Rule 3 of the Companies (Indian Accounting Standards) Rules, 2015 and relevant amendment rules issued thereunder.

These special purpose financial statements have been prepared to assist Firstsource Solutions Limited, the holding company, to comply with the requirements of section 129 (3) of the Act.

The financial information based on which these special purpose financial statements are prepared were approved by the Board of Directors of Firstsource Solutions Limited, the Holding Company on 5 May 2022.

2 Significant accounting policies

2.1 Use of estimates

The preparation of the financial statements in conformity with Ind AS requires management to make estimates and assumptions that affect the reported amount of assets and liabilities and disclosure of contingent liabilities on the date of the financial statements and the reported amount of income and expenses for the period. Management believes that the estimates made in the preparation of financial statements are prudent and reasonable. Actual results could differ from those estimates. Any revisions to accounting estimates are recognised prospectively in current and future periods. Application of accounting policies that require critical accounting estimates involving complex and subjective judgments and the use of assumptions in these financial statements have been disclosed in Note 2.1.1.

2.1.1 Critical accounting estimates

a Property, plant and equipment and Intangible assets

The charge in respect of periodic depreciation / amortisation is derived after determining an estimate of an asset's expected useful life and the expected residual value at the end of its life. The useful lives and residual values of the Company's assets are determined by management at the time the asset is acquired and reviewed periodically, including at each financial year end. The lives are based on historical experience with similar assets as well as anticipation of future events, which may impact their life, such as changes in technology.

b Leases

The Company evaluates if an arrangement qualifies to be a lease as per the requirements of Ind AS 116 and identification of lease requires significant judgement. Ind AS 116 additionally requires lessees to determine the lease term as the non-cancellable period of lease adjusted with any option to extend or terminate the lease, if the use of such option is reasonably certain. The Company makes an assessment on the expected lease term on a lease-by-lease basis and thereby assesses whether it is reasonably certain that any options to extend or terminate the contract will be exercised. In evaluating the lease term, the Company considers factors such as any significant leasehold improvements undertaken over the lease term, costs relating to the termination of the lease and the importance of the underlying asset to the Company's operations taking into account the location of the underlying asset and the availability of suitable alternatives. The lease term in the future periods is reassessed to ensure the lease term reflects the current economic circumstances.

2.2 Revenue recognition

The Company, in its contracts with customers, promises to transfer distinct services rendered in the form of healthcare (transaction processing and revenue cycle management) or collection.

Each distinct service, results in a simultaneous benefit to the corresponding customer. Also, the Company has an enforceable right to payment from the customer for the performance completed to date. Revenue from software subscription is measured based on the company's efforts or inputs to the satisfaction of a performance obligation. Since efforts are expected evenly throughout the performance period in software subscription contracts, the company recognises revenue on straight line basis. The Company continually reassesses the estimated discounts, rebates, price concessions, refunds, credits, incentives, performance bonuses, etc., (variable consideration) against each performance obligation each reporting period and recognises changes to estimated variable consideration as changes to the transaction price (i.e., revenue) of the applicable performance obligation.

Dividend income is recognised when the right to receive dividend is established.

For all instruments measured either at amortised cost or at fair value through other comprehensive income, interest income is recorded using the effective interest rate (EIR). EIR is the rate that exactly discounts the estimated future cash payments or receipts over the expected life of the financial instrument or a shorter period, where appropriate, to the gross carrying amount of the financial asset or to the amortised cost of a financial liability. When calculating the effective interest rate, the Company estimates the expected cash flows by considering all the contractual terms of the financial instrument but does not consider the expected credit losses.

2 Significant accounting policies (continued)

2.3 Impairment

a. Financial assets

The Company recognises loss allowances using the expected credit loss ('ECL') model for the financial assets which are not fair valued through profit and loss. Loss allowance for trade receivables with no significant financing component is measured at an amount equal to lifetime ECL. For all other financial assets, expected credit losses are measured at an amount equal to the 12 month expected credit losses or at an amount equal to the life time expected credit losses if the credit risk on the financial asset has increased significantly since initial recognition. A default on a financial asset is when is a significant increase in the credit risk which is evaluated based on the business environment. The assets are written off when the company is certain about the non-recovery.

b. Non-financial assets

Property, plant and equipment and Intangible assets

Property, plant and equipment and Intangible assets are evaluated for recoverability whenever events or changes in circumstances indicate that their carrying amounts may not be recoverable. For the purpose of impairment testing, the recoverable amount (i.e. the higher of the fair value less cost to sell and the value-in-use) is determined on an individual asset basis unless the asset does not generate cash flows that are largely independent of those from other assets. In such cases, the recoverable amount is determined for the cash generating unit to which the asset belongs.

If such assets are considered to be impaired, the impairment to be recognised in the statement of profit and loss is measured by the amount by which the carrying value of the assets exceeds the estimated recoverable amount of the asset. An impairment loss is reversed in the statement of profit and loss if there has been a change in the estimates used to determine the recoverable amount. The carrying amount of the asset is increased to its revised recoverable amount, provided that this amount does not exceed the carrying amount that would have been determined (net of any accumulated amortization or depreciation) had no impairment loss been recognised for the asset in prior years.

2.4 Income taxes

Current income taxes and deferred income tax

Income-tax expense comprises current tax (i.e. amount of tax for the year determined in accordance with the income-tax law) and deferred tax charge or credit (reflecting the tax effects of timing differences between accounting income and taxable income for the year). The deferred tax charge or credit and the corresponding deferred tax liabilities or assets are recognised using the tax rates that have been enacted or substantively enacted by the balance sheet date. Deferred tax assets are recognised to the extent that it is probable that taxable profit will be available against which the deductible temporary differences and the carry forward of unused tax credits and unused tax losses can be recognised.

The Income tax liability and Deferred Tax Asset and Liability are computed on a combined basis and a combined tax return is filed for all subsidiaries of Firstsource Solutions Limited operating in the United States of America and the charge, the asset and the liability is accounted on a combined basis by Firstsource Group USA, Inc. (parent company in the United States of America) in its financial statements. Deferred Tax Asset and Liability and Income tax charge accounted in these Special Purpose Financial Statements relate only to the pre-acquisition period and adjustments thereof. Deferred Tax Asset and Liability and Income tax charge for the Company prior to Acquisition by Firstsource Solutions USA, LLC have been accounted on combined basis by PatientMatters, LLC.

2.5 Foreign Currency transactions

Functional currency

The functional currency of the Company is the United States Dollar (USD).

Transactions and translations

Foreign currency denominated monetary assets and liabilities are translated into the relevant functional currency at exchange rates in effect at the balance sheet date. The gains or losses resulting from such translations are included in net profit in the statement of profit and loss. Non-monetary assets and non-monetary liabilities denominated in a foreign currency and measured at fair value are translated at the exchange rate prevalent at the date when the fair value was determined. Non-monetary assets and non-monetary liabilities denominated in a foreign currency and measured at historical cost are translated at the exchange rate prevalent at the date of transaction.

Gains or losses realised upon settlement of foreign currency transactions are included in determining net profit for the period in which the transaction is settled. Revenue, expense and cash flow items denominated in foreign currencies are translated into the relevant functional currencies using the exchange rate in effect on the date of the transaction.

2.6 Employee benefits

Defined contribution plans

The Companies having a savings and investment plan under section 401 (k) of the internal revenue code of the United States of America. This is a Defined Contribution plan. Contributions made under the plan are charged to the Statement of profit and loss in the period in which they accrue. The Company has no further obligation to the plan beyond its monthly contributions. Other retirement benefits, including social security and medicare are accrued based on the amounts payable as per local regulations.

Compensated absences

Employees of the Company are entitled to compensated absences, the employees can carry-forward a portion of the unutilised accrued compensated absence and utilise it in future periods or receive cash compensation at termination of employment for the unutilised accrued compensated absence. The Company records an obligation for compensated absences in the period in which the employee renders the services that increase this entitlement.

The Company measures the expected cost of compensated absences as the additional amount that the Company expects to pay as a result of the unused entitlement that has accumulated at the balance sheet date.

Kramer Technologies LLC

Notes to the financial statements

as at and for the period 01 April 2021 to 31 March 2022

(Currency: In US Dollar)

2 Significant accounting policies (continued)

2.7 Provisions and contingencies

The Company creates a provision when there is present obligation as a result of a past event that probably requires an outflow of resources and a reliable estimate can be made of the amount of the obligation. A disclosure for a contingent liability is made when there is a possible obligation or a present obligation that may, but probably will not, require an outflow of resources. When there is a possible obligation or a present obligation in respect of which the likelihood of outflow of resources is remote, no provision or disclosure is made. Provisions are reviewed at each balance sheet date and adjusted to reflect the current best estimate. If it is no longer probable that an outflow of resources would be required to settle the obligation, the provision is reversed.

Contingent assets are not recognised in the financial statements. However, contingent assets are assessed continually and if it is virtually certain that an economic benefit will arise, the asset and related income are recognised in the period in which the change occurs.

2.8 Financial instruments

2.8.1 Initial recognition

Financial assets and liabilities are recognised when the Company becomes a party to the contractual provisions of the instrument. Financial assets and liabilities are initially measured at fair value. Transaction costs that are directly attributable to the acquisition or issue of financial assets and financial liabilities (other than financial assets and financial liabilities at fair value through profit or loss) are added to or deducted from the fair value measured on initial recognition of financial asset or financial liability.

2.8.2 Classification and subsequent measurement

a) Non-derivative financial instruments

i) Cash and cash equivalents

The Company considers all highly liquid financial instruments, which are readily convertible into known amounts of cash that are subject to an insignificant risk of change in value and having original maturities of three months or less from the date of purchase, to be cash equivalents. Cash and cash equivalents consist of balances with banks which are unrestricted for withdrawal and usage.

ii) Financial assets at amortised cost

Financial assets are subsequently measured at amortised cost if these financial assets are held within a business whose objective is to hold these assets in order to collect contractual cash flows and the contractual terms of the financial asset give rise on specified dates to cash flows that are solely payments of principal and interest on the principal amount outstanding.

iii) Financial assets at fair value through other comprehensive income ('FVOCI')

Financial assets are measured at fair value through other comprehensive income if these financial assets are held within a business whose objective is achieved by both collecting contractual cash flows and selling financial assets and the contractual terms of the financial asset give rise on specified dates to cash flows that are solely payments of principal and interest on the principal amount outstanding. The Company has made an irrevocable election to present in other comprehensive income subsequent changes in the fair value of equity investments not held for trading.

iv) Financial assets at fair value through profit and loss ('FVTPL')

Financial assets are measured at fair value through profit and loss unless it is measured at amortised cost or at fair value through other comprehensive income on initial recognition. The transaction costs directly attributable to the acquisition of financial assets and liabilities at fair value through profit and loss are immediately recognised in the statement of profit and loss.

v) Financial liabilities

Financial liabilities are measured at amortised cost using the effective interest method. For trade and other payables maturing within one year from the balance sheet date, the carrying amount approximate fair value to short-term maturity of these instruments

vi) Equity instruments

An equity instrument is a contract that evidences residual interest in the assets of the company after deducting all of its liabilities. Equity instruments are recognised by the Company at the proceeds received net of direct issue cost.

b) Share capital

Ordinary shares are classified as equity. Incremental costs directly attributable to the issuance of new ordinary shares and share options are recognized as a deduction from equity, net of any tax effects.

Kramer Technologies LLC

Notes to the financial statements

as at and for the period 01 April 2021 to 31 March 2022

(Currency: In US Dollar)

2 Significant accounting policies (continued)

2.8 Financial instruments (continued)

2.8.3 De-recognition of financial instruments

The Company de-recognises a financial asset when the contractual rights to the cash flows from the financial assets expire or it transfers the financial assets and such transfer qualifies for de-recognition under Ind AS 109. A financial liability (or a part of financial liability) is de-recognised from the Company's balance sheet when obligation specified in the contract is discharged or cancelled or expired.

2.8.4 Fair value of financial instrument

In determining the fair value of its financial instrument, the Company uses the methods and assumptions based on market conditions and risk existing at each reporting date. Methods of assessing fair value result in general approximation of value, and such value may never actually be realised. For all other financial instruments, the carrying amounts approximate the fair value due to short maturity of those instruments.

2.9 Cash flow statement

Cash flows are reported using the indirect method, whereby profit for the year is adjusted for the effects of transactions of a non-cash nature, any deferrals or accruals of past or future operating cash receipts or payments and item of income or expenses associated with investing or financing cash flows. The cash flows from operating, investing and financing activities of the Company are segregated.

2.10 Onerous contracts

Provisions for onerous contracts are recognised when the expected benefits to be derived by the Company from a contract are lower than the unavoidable costs of meeting the future obligations under the contract. The provision is measured at lower of the expected cost of terminating the contract and the expected net cost of fulfilling the contract.

2.11 Recent Accounting Pronouncements:

On 23 March 2022, the Ministry of Company Affairs amended the Companies (Indian Accounting Standards) Amendment Rules, 2022 effective for annual periods beginning on or after 1 April 2022 which include amendments / clarifications in the following accounting standards applicable to the Company:

- a) Ind AS 109 – Financial Instruments.
- b) Ind AS 16- Property, Plant and Equipment.
- c) Ind AS 37- Provisions, Contingent Liabilities and Contingent Assets.

The effect of application of these amendments / clarifications on the Standalone financial statements of the Company is expected to be insignificant.

Kramer Technologies LLC

Notes to the financial statements (Continued)

as at 31st March 2022

(Currency: In US Dollar)

31 March 2022 31 March 2021

3 Trade receivables

Billed

Considered good	16,004	28,164
	16,004	28,164

a) Trade receivables are non-interest bearing and there are no trade receivables with a significant increase in credit risk as well as disputed trade receivables.

b) No trade or other receivables are due from directors or other officers of the Company either severally or jointly.

c) For receivables from related party refer note 13.

Trade receivables Ageing Schedule

As at 31 March 2022

	Curent but not due	Outstanding for following periods from due date of payment					Total
		Less than 6 Months	6 months – 1 year	1-2 years	2-3 years	More than 3 years	
Undisputed Trade Receivables – considered good	-	16,004	-	-	-	-	16,004
Undisputed Trade receivable – considered doubtful	-	-	-	-	-	-	-
Total	-	16,004	-	-	-	-	16,004

As at 31 March 2021

	Curent but not due	Outstanding for following periods from due date of payment					Total
		Less than 6 Months	6 months – 1 year	1-2 years	2-3 years	More than 3 years	
Undisputed Trade Receivables – considered good	-	28,164	-	-	-	-	28,164
Undisputed Trade receivable – considered doubtful	-	-	-	-	-	-	-
Total	-	28,164	-	-	-	-	28,164

4 Other financial assets

(Unsecured, considered good)

Other current financial assets

Advance to Related parties (refer note 13)	16,856,284	16,817,344
	16,856,284	16,817,344

Kramer Technologies LLC

Notes to the financial statements (Continued)

as at 31st March 2022

(Currency: In US Dollar)

	31 March 2022	31 March 2021
5 Share capital		
Authorised	-	-
	-	-
Issued, subscribed and paid-up	-	-
	-	-
(a) Securities Premium	13,381,570	13,381,570
	13,381,570	13,381,570

(b) Details of voting rights holding more than 5% in the company

	31 March 2022	31 March 2021
	% of total shares	% of total shares
PatientMatters, LLC	100%	100%

Management confirms to a frame work of capital through agreement without any contributions thereby providing 100% ownership and voting right and right to 100% of profit/losses. Hence, the financials do not disclose any Earnings per share

6 Retained earnings	31 March 2022	31 March 2021
As at 1st April 2021/22nd December 2020	3,343,956	3,307,068
Add: Net profit for the Year/period	57,100	36,888
As at 31 March 2022	3,401,056	3,343,956
Total other equity	3,401,056	3,343,956

7 Other financial liabilities

Other current financial liabilities

Payable to related parties (refer note 13)	89,662	104,822
	89,662	104,822

8 Other liabilities

Advance From Customer	-	15,160
	-	15,160

Kramer Technologies LLC

Notes to the financial statements (Continued)

for the year ended 31 March 2022

(Currency: In US Dollar)

01 April 2021 to 31 March 2022	22 December 2020 to 31 March 2021
-----------------------------------	--------------------------------------

9 Revenue from operations

Sale of services	200,482	81,979
	<u>200,482</u>	<u>81,979</u>

The Company is a leading revenue cycle management solutions provider with focus on US Healthcare Providers (Hospitals) and provides Patient Advocacy services and Front-end RCM SaaS platform to address the Patient Responsibility and Self-pay segment.

Revenue in excess of invoicing are classified as contract assets (which is referred as unbilled revenues). Changes in contract assets are directly attributable to revenue recognised based on the accounting policy defined and invoicing done during the year. Applying the practical expedient as given in Ind AS 115, the Company has not disclosed the remaining performance obligation related disclosed as the revenue recognised corresponds directly with the value to the customer of the Company's performance completed to date.

10 Employee benefits expense

Salaries and wages	143,382	36,388
Contribution to social security and other benefits	-	177
Staff welfare expenses	-	7,227
	<u>143,382</u>	<u>43,792</u>

11 Other expenses

Connectivity, Information and Communication Expenses	-	1,299
	<u>-</u>	<u>1,299</u>

Kramer Technologies LLC

Notes to the financials statements (Continued)

for the year ended 31 March 2022

(Currency: In US Dollar)

12 Financial instruments

I. Financial instruments by category:

The carrying value and fair value of financial instruments by categories as of 31 March 2022 were as follows:

	Amortized cost	FVTPL	FVOCI	Total carrying amount	Total fair value
Financial assets					
Trade receivables	16,004	-	-	16,004	16,004
Other financial assets	16,999,666	-	-	16,999,666	16,999,666
Cash and Cash Equivalents	-	-	-	-	0
Total	17,015,671	-	-	17,015,671	17,015,671
Financial liabilities					
Trade payables	-	-	-	-	-
Other financial liabilities	89,662	-	-	89,662	104,822
Lease Liabilities	-	-	-	-	-
Total	89,662	-	-	89,662	104,822

The carrying value and fair value of financial instruments by categories as of 31 March 2021 were as follows:

	Amortized cost	FVTPL	FVOCI	Total carrying amount	Total fair value
Financial assets					
Trade receivables	28,164	-	-	28,164	28,164
Other financial assets	16,817,344	-	-	16,817,344	16,817,344
Total	16,845,508	-	-	16,845,508	16,845,508
Financial liabilities					
Other financial liabilities	104,822	-	-	104,822	104,822
Total	104,822	-	-	104,822	104,822

Fair value hierarchy for the above stated financial assets and liabilities is using measurement principles at Level 3 as at 31 March 2022 and 31 March 2021

II. Financial risk management:

a) Market risk

The Company operates in the US and there are no major transactions outside the US. So there is no market risk for the Company.

b) Credit risk

Credit risk refers to the risk of default on its obligation by the counterparty resulting in a financial loss. The maximum exposure to the credit risk at the reporting date is primarily from trade receivables amounting to USD 16,004 as at 31 March 2022 (USD 28,164 as at 31 March 2021). Trade receivables and unbilled revenue are typically unsecured and are derived from revenue earned from customers primarily located in the United States. Credit risk has always been managed by the Company by continuously monitoring the credit worthiness of customers to which the Company grants credit terms in the normal course of business. Expected credit losses are accounted on financial assets based on the measurement criteria as defined in the policy. A default on a financial asset is when there is a significant increase in the credit risk which is evaluated based on the business environment.

c) Liquidity risk

Liquidity risk is the risk that the Company will encounter difficulty in meeting the obligations associated with its financial liabilities that are settled by delivering cash or another financial asset. The Company's approach to manage liquidity is to ensure, as far as possible, that it will always have sufficient liquidity to meet its liabilities when due, under both normal and stressed conditions, without incurring unacceptable losses or risk to the Company's reputation.

The Company is using the net operational cash flows including cash inflows from the financial assets to manage the liquidity.

The table below provides details regarding the contractual maturities of significant financial liabilities as of 31 March 2022 & 31 March 2021:

	31 March 2022		31 March 2021	
	Less than 1 Year	More than 1 year	Less than 1 Year	More than 1 year
Other Financial Liabilities	89,662	-	104,822	-

Kramer Technologies LLC

Notes to the financial statements (Continued)

for the period 01 April 2021 to 31 March 2022

(Currency: In US Dollar)

13 Related party transactions

Details of related parties including summary of transactions entered into during the period ended 31 March 2022 are summarized below:

Ultimate Holding Company	RPSG Ventures Limited
Holding Company	Firstsource Solutions Limited Firstsource Group USA, Inc Firstsource Solutions USA LLC MedAssist Holding LLC PatientMatters, LLC (PM)
Fellow Subsidiary Companies (where transactions exist)	Medical Advocacy Services for Healthcare, Inc (MASH)
Directors	Vipul Khanna Randall Shafer

Particulars of related party transactions:

Name of the related party	Description	Transaction value during Period/year ended Amount in USD*	Transaction value during Period/year ended Amount in USD*	Receivable / (Payable) as at Amount in USD	Receivable / (Payable) as at Amount in USD
		31 March 2022	31 March 2021	31 March 2022	31 March 2021
PatientMatters, LLC	Reimbursement of expenses	173,472	36,613	-	-
	Recovery of expenses	30,090	-	-	-
	Receivable/ (Payable)	-	-	16,856,284	16,817,344
Medical Advocacy Services for Healthcare, Inc (MASH)	Receivable/ (Payable)	-	-	(89,662)	(104,822)

*Transfer of funds between the Companies is not considered for related party disclosure of transactions during the year

Kramer Technologies LLC
Notes to the financial statements (Continued)
as at and for the year ended 31 March 2022
(Currency: In US Dollar)

14 Segment reporting

As per Ind AS 108 - Operating Segment, if a financial report contains both consolidated financial statements of a parent that is within the scope of this Ind AS as well as the parent's separate financial statements, segment information is required only in the consolidated financial statements. Accordingly, information required to be presented under Ind AS 108 - Operating Segment has been given in the consolidated financial statements of Firstsource Solutions Limited ('the Holding Company').

Other operating income comprises of net gain on restatement and settlement of debtor balances and related gain/loss on forward/option contracts.

15 Capital and other commitments and contingent liabilities


The Company has capital commitments of USD Nil as at 31 March 2022 and there are no contingent liabilities as at 31 March 2022.

16 Subsequent events

The Company evaluated subsequent events from the balance sheet date through 30 June 2022 and determined there are no material items to report.

As per our report of even date attached.


For DELOITTE HASKINS & SELLS LLP
Chartered Accountants
Firm's Registration No: 117366W/W-100018



G.K. Subramaniam
Partner
Membership No: 109839

Mumbai
30 June 2022

For and on behalf of the Board of Directors


Vipul Khanna
Director
Randall Shafer
Director